

**MicroREC**

**Custom Surgical<sup>®</sup>**

**ACCESSORIES**







**User Manual**

Haag-Streit Adapter and Leica Adapter are products by Custom Surgical GmbH, Munich, Germany, the owner of a trademark and all copywriting rights ©. Any piece of the product, app or supportive materials cannot be replicated or used without the permission of Custom Surgical.

For more details, visit our website: [customsurgical.co](http://customsurgical.co)

Custom Surgical GmbH.

© All right reserved.

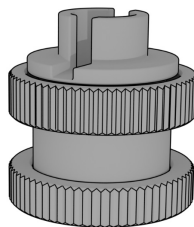
Name and address manufacturer information and symbol	
Product Name	MicroREC Accessory
Medical device symbol	
CE mark	
Read the instructions symbol	
Reference mark	
Serial Number	

## Summary

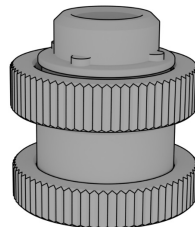
1. Package Contents .....	5
2. How to Install .....	6
3. Intended Use .....	8
4. Warnings and Safety .....	9
5. Warranty .....	10
6. How to Claim a Warranty .....	12
10. Further Help and Contacts .....	13

## 1. Package Contents

The package contains one MicroREC adapter (Leica or Haag-Streit).



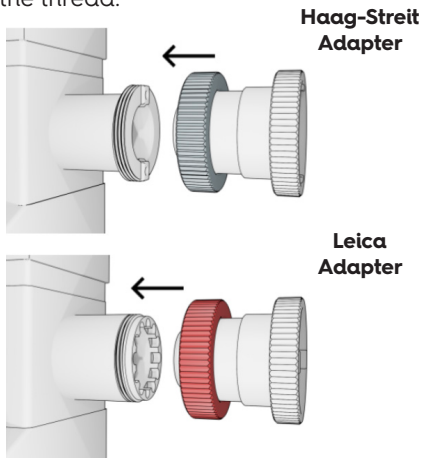
**Leica Adapter  
(red thread)**



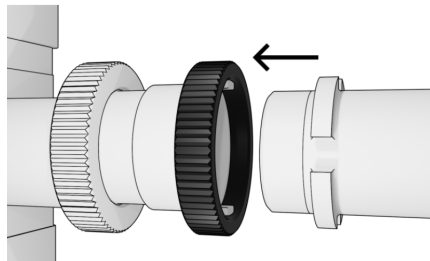
**Haag-Streit  
Adapter  
(grey thread)**

## 2. How to Install

**Step 1.** Attach the adapter to the beamsplitter of the microscope/slit lamp using the colored thread (Leica -> red / Haag-Streit-> grey). Tighten the thread.



**Step 2.** Attach the MicroREC to the adapter using the black thread. Tighten the thread.



### 3. Intended Use

The Haag-Streit and Leica adapters are designed to be used all together with a beam splitter and a MicroREC, respectively.

### 4. Warnings and Safety

- Always read and understand the user manual before using the adapter.
- Only use the adapter for its intended purpose as described in the manual.
- Keep the adapter clean and properly maintained to ensure proper function.
- Only use compatible equipment and accessories with the adapter.
- Do not use the adapter if it is damaged or malfunctioning.
- Do not attempt to repair or modify the adapter. If service is needed, contact the manufacturer or a qualified service technician.

## 5. Warranty

We allow you to return your product during the first **14 days after you received it** and to claim a full refund of the product cost after delivery.

We provide a **2-year warranty** for the adapter to ensure that there are no material or production defects. All manufacturing issues reported within 2 years after delivery will be entitled to a replacement or a fix at **no extra cost**.

The warranty does not cover:

- damages or defects caused by misuse
- neglect
- accidental damage
- falls
- loss failure to follow operating instructions

- alteration, modification, or repair of the product including that caused by authorized workshops or persons.
- damage caused by wars, natural disasters, terrorism, or extreme conditions, and Custom Surgical leaves it up to whether to cover such claims for reparation or replacements.

The warranty covers all products purchased on our website, through official distributors, or sold by us or our partners on authorized marketplaces. We cannot apply the warranty to products purchased from unauthorized third parties or resellers.

The warranty is subject to the law of Germany.

## 6. How to Claim a Warranty

**Make sure you have the following things before you claim your warranty:**

1. Original packaging
2. The receipt of your purchase

**If you purchased the product through the authorized distributor:**

Please contact your distributor and follow their instructions. You can ask us for the contact information of the distributor via Whatsapp:

+49 178 2064226

**If you purchased the product through [customsurgical.co](https://www.customsurgical.co):**

Please contact us at [support@customsurgical.co](mailto:support@customsurgical.co)

## 10. Further Help and Contacts

**We're always here for you.**

Find more information at [customsurgical.co](https://www.customsurgical.co)

To get any additional help or share your feedback, please reach out to [support@customsurgical.co](mailto:support@customsurgical.co)



Let's connect on social media!  
Tag [@customsurgical](https://www.instagram.com/customsurgical),  
[#customsurgical](https://www.instagram.com/customsurgical) and [#MicroREC](https://www.instagram.com/customsurgical)

# Micro REC

Custom Surgical®

ACCESSORIES  
USER MANUAL

[customsurgical.co](http://customsurgical.co)